



**Model ATH200M1G-1 Antenna  
10,000 Watts CW  
200MHz-1000MHz**

The Model ATH200M1G-1 high-gain horn antenna exhibits increasing gain with increasing frequency (up to 18dB at 1000MHz). With this useful performance characteristic the antenna helps compensate for losses that occur elsewhere in an RF test system - losses which generally increase with frequency.

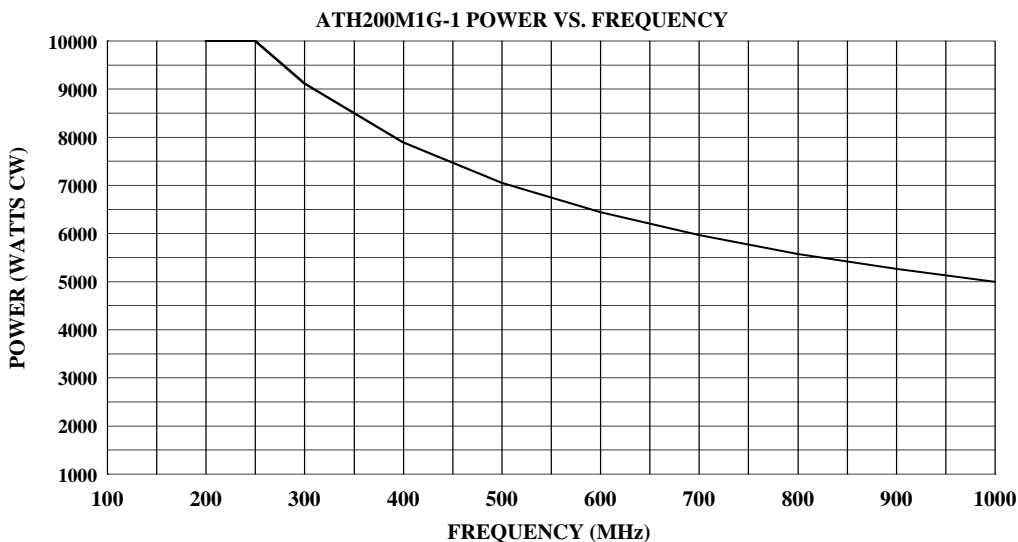
The Model ATH200M1G-1 is well suited for either shielded room or free space testing. Optimum performance is achieved when it is used with our new Model 3000W1000 and 4000W1000 broadband amplifier for RF susceptibility testing.

Field strengths generated by the Model ATH200M1G-1 will be identical to those shown by the curves for the Model AT4000 but continuing up to the 10,000 watt level.

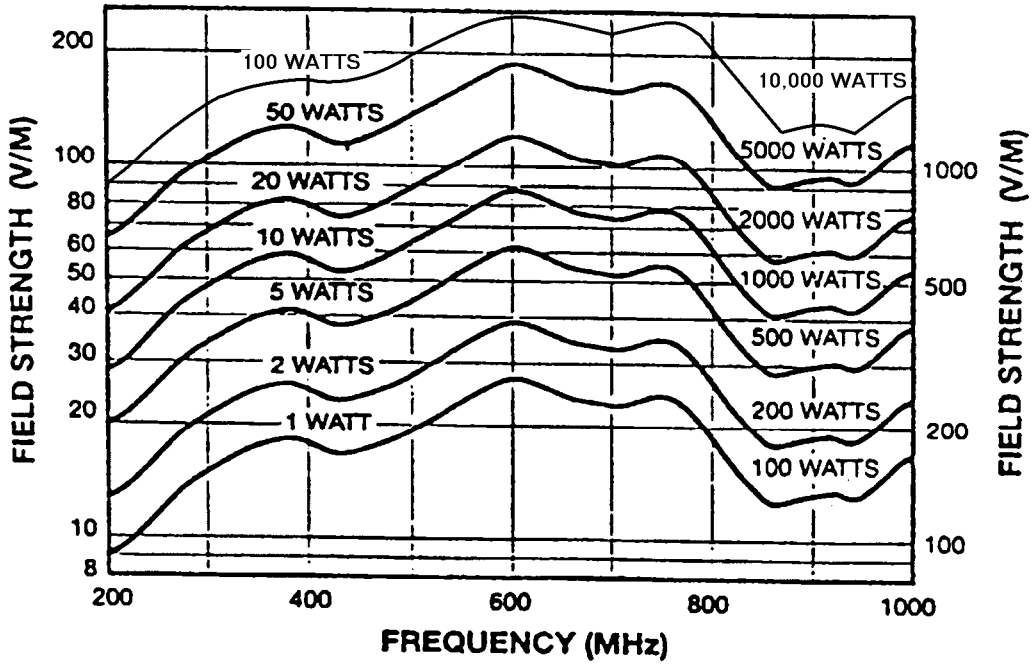
In shielded rooms, reflections and room losses may reduce the available field. AR suggests a design safety factor of 100% in the selection of power amplifiers.

**SPECIFICATIONS**

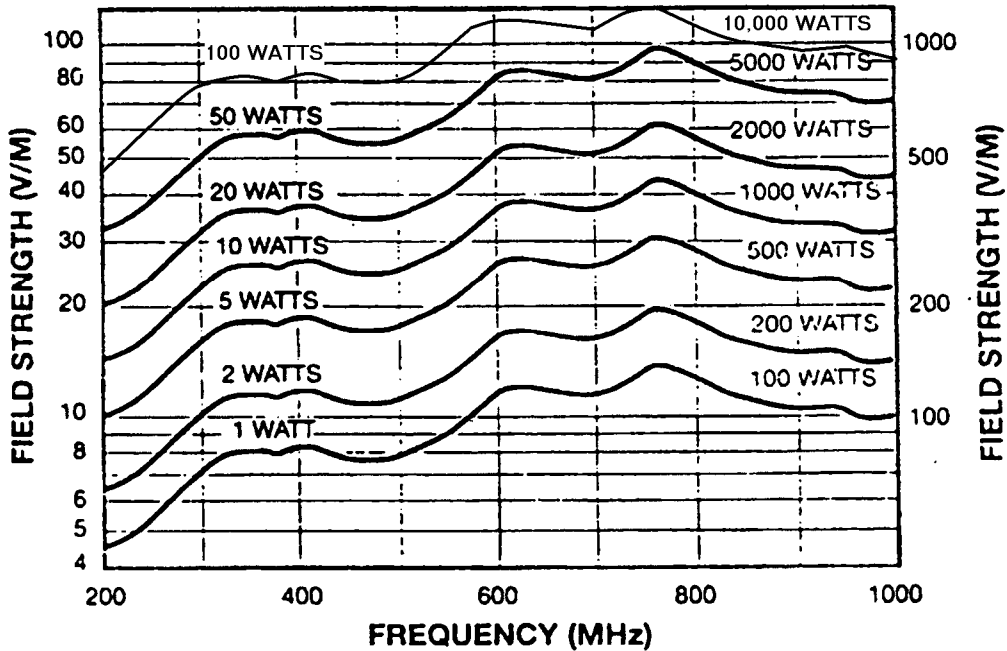
FREQUENCY RANGE .....	200-1000 MHz
POWER INPUT .....	See Derating Graph
POWER GAIN .....	10dBi minimum, typically increasing to 18dBi at 1000MHz
IMPEDANCE .....	50 ohms nominal
VSWR .....	2.5:1 maximum 1.5:1 average
BEAMWIDTH.....	Typical curves available on request
CONNECTOR .....	Type 1 5/8 EIA flange
MOUNTING PROVISIONS.....	Pads with 3/8-16 thread and hole pattern for stand mounting vertically or horizontally. Drawing 10002972 available upon request.
WEIGHT .....	46 kg (100 lb)
SIZE (WxHxD).....	109.2 x 145.8 x 175.3 cm (43.0 x 57.0 x 69.0 in)



### FIELD STRENGTH MEASURED AT 1 METER



### FIELD STRENGTH MEASURED AT 3 METERS



Field strengths have been measured in free-space conditions. Individual shielded rooms, amplifiers, and test-system conditions will influence performance. Field strength also varies with frequency and position of antenna and EUT in non-anechoic testing environments.